



# Column Internals




High-performance Distributor

**Column Internals**

# Column Internals




Trough-pan Liquid-gas Distributor



Trough-drum Liquid-gas Distributor



Lift Pipe Type Liquid Collector




Channel Type Liquid Distributor

**Distributor**





# Column Internals



**Distributor**

# Column Internals



**Column  
Internals**



# Column Internals



**Mist  
Eliminator**

# Column Internals




Buble Cap Tray



Vertical Tray



Trapezoidal Floating Valve




F1 Type Floating Valve

**Column  
Internals**



# Column Internals



**Guide Trapezoid  
Valve Tray**